

# Newsletter of the Ozark Woodturners

## Between Centers

<http://www.ozarkwoodturners.com>  
ozarkwoodturners@gmail.com



Established 1995

April 2026

### 2026 Club Officers

President: **Dallas Hensley**  
901-229-2753  
Vice Pres: **Red Murr**  
870-736-6660  
Secretary: **Sandy Lord**  
870-404-9054  
Treasurer: **Doug Green**  
417-597-5097  
Librarian: **Terry Butler**  
870-676-9335

### Mentors

*(Text or Leave a Message)*

Paul Pierman  
870-404-7112  
  
Phil Wiles  
870-421-9342

### Next Meeting

Saturday, April 11th  
**TIME: 9:30 a.m.**

**WHERE:** City on a Hill Church 225 Drillers Rd Mnt. Home

**DEMONSTRATION:** Steve Wagner will demonstrate how to create Celtic knots by inserting contrasting wood into a blank.

### Ozark Woodturners News

- ◆ **Wood Carvers Show is May 2nd & 3rd.**
  - ◆ Please bring turnings to the April meeting that can be sold at the Wood Carving Show's OWT table.
  - ◆ Please signup to work the OWT table. A signup sheet will be available at the April meeting.
- ◆ **Food Assignment for April:** Julie & Kurt Dekker

### New Members

**Clay Fuller**— Clay and his wife Cindy live in Peel Arkansas.

Clay did his first woodworking in Jr. High about 55 years ago. Cindy gave him a lathe for Christmas a couple years ago. He was able to turn several pens and bud vases before it got put into storage while they were building their home in Peel. Just a few weeks ago he turned his first pen since getting the lathe out of storage!

Clay's short term goals are to turn bowls and turkey calls. Long term, he would like to get into segmented bowls. He's looking forward to gaining knowledge about turning and finishing from OWT members along with some tutoring and mentoring as well.

### Inside this issue:

Next Meeting;	1
OWT News	1
New Members	1
Prior Month's Minutes	2-3
Demonstration	3
Show & Tell	4-10
Club Notification/ Member Notices	11

Newsletter Editor: Linda W. Moore

## Meeting Minutes March 14th

**Officers Present:** Dallas Hensley, President; Red Murr, Vice President; Sandy Lord, Secretary; Doug Green, Treasurer; Terry Butler, Librarian

**Members Present:** 37

**Guest:** Clay Fuller, Peel, AR

### **Announcements:**

- ◆ The Woodcarvers Show is May 2nd & 3rd. We will have two tables and need small items donated to sell.
- ◆ The church had a silent auction which we did not know about in time to participate fully. However, several items were provided that raised \$280 for kids to go to camp. Next year we will get advanced notice so more members can participate.
- ◆ Dallas has made lots of trips to Little Rock and has boxes of pen blanks. They need to be drilled and tubes inserted.
- ◆ Julie's brother will be visiting from Florida and has a lot of wood logs to donate to the club. He will bring them with him so there is no shipping charge.
- ◆ Reminder to buy 50/50 tickets – lots of wood available.
- ◆ Julie volunteered to bring refreshments next month.

### **Show and Tell:**

- ◆ Linda – Ring holder made from pear with an elm stem, a mulberry and hackberry potpourri bowl.
- ◆ Paul – 3 turkey callers made from rosewood, blackwood and apple.
- ◆ Steve – Finished a 4-year-old walnut urn with a spalted mulberry lid. Also showed a rolling pin with a celtic knot. He will do a demonstration on this next month.
- ◆ Mark – Three segmented bowls. One using heartwood and cedar and finished with poly-acrylic. Two using cedar, walnut and sycamore and finished with 8 coats of CA. Mark found that polyethylene gloves are very inexpensive and don't stick to the CA.
- ◆ Bill – Hickory bark-on candle holder. It was very hard to turn.
- ◆ David - Worked with Phil on a spalted hackberry and red Cameroon narrow necked vase with stays. He noted that the red Cameroon splintered a lot. David asked if members would be interested in a demonstration on how to make spalting in a tub. Members overwhelmingly supported such a demo. David will pursue getting the cultures from the University of Oregon.
- ◆ Kurt – Cherry candle base and two osage (ironwood) bowls with no Finish.
- ◆ John – Walnut milk jug with a lacquer finish.
- ◆ Kay – Sycamore vase.
- ◆ Phil – Segmented ringed yellow heart and maple bowl and a second bowl with lots of holes so he called it his holey bowl.
- ◆ Paul Moore won the \$10 gift certificate.

## Meeting Minutes March 10th Cont.

### Demonstration:

Phil started his demo by showing the 15 pieces of cut wood that would be glued together. He mounted the glued platter to a backing board with 2- sided tape, attached it to his chuck and then started the turning/parting procedure. In order to make himself look somewhat human, Phil neglected to tighten the tail stock and demonstrated how to launch a UFO!

Demonstration terminated. It was then **MOVED, SECONDED AND CARRIED** to purchase a first aid kit to be kept with our lathe.

### Fifty-fifty:

Paul won the 50/50 first draw.

### Meeting Adjourned

*Respectfully Submitted: Sandy Lord, Secretary*

## March Demonstration



Phil Wiles demonstrated how to turn a stacked ring bowl from a board.

To prepare the wood Phil took various types of wood and cut them on the table saw, then processed them through the joiner to get a consistent thickness (3/4 - 1 inch was recommended). Then he glued them together to make a flat board. After glue up he used a band saw to rough cut the circle. Then using two sided tape he attached the round to a backing board that was mounted to a face plate.

After the round was trued up, he used a parting tool to cut the board into circles. He cut at 38-40 degrees starting from the outside of the circle.

Unfortunately this is where the demo ended due to the piece flying off the lathe. Lesson learned use the tail stock when you can to secure the work piece!

The Audience anticipates a rescheduling of the Stacked Ring Bowl. It definitely looks like it would be worth it!



**Stacked Ring bowl made from Ebony, Splated Hackberry, Yellow Heart and Blood Wood.**

## EDITOR'S PICK


Pictures by Bob Shaffer

### Editor's Pick



**Kay Edens**—Spalted Sycamore Vase. This was turned from the bottom and plugged. It was remarkable how THIN the vase was-amazing job! Finish is lacquer.

## March Show & Tell Pictures by Bob Shaffer



**Steve Wagner**— 1. Walnut urn with a spalted Maple top. 6 coats of CA finish then buffed.  
2. Rolling pen with Celtic Knots (this will be demonstrated in April meeting). 3 & 4. Pens with Celtic Knots.

## March Show & Tell Pictures by Bob Shaffer



**Mark Adams— Three bowls (from left to right). Maple and Walnut segmented bowl from three rings and butcher block base. Finish 8 coats of CA glue. The other two are made from cedar a mixture of sap and heart wood. Each have two rings with a solid base. The finish is 8 coats of CA glue.**



**John Dejournett—Walnut milk jug. 8 inches deep. Finish is 4 coats of lacquer.**

## March Show & Tell Pictures by Bob Shaffer



David Rayburn—Spalted Hackberry and Red Cumaru Vase contains 158 pieces. David expressed how complex the cutting of the stays on the vessel were. He donated the extras he'd cut for the raffle table so someone else could have the joy of building a similar vessel.



2.



1.

Kurt Dekker— Kurt presented 3 bowls. #1—Is a throw away piece Julie recovered in the shop. What a beautiful “maybe” Cherry rustic small container. #2 are two Osage Orange bowls that are awaiting a finish.

## March Show & Tell Pictures by Bob Shaffer

**Paul Moore—Turkey Trumpet Calls made from African Black wood, Honduras Rosewood, Hard Maple and Apple.**



**SPEAKING OF TURKEYS.** Terry Butler brought in multiple Turkey Pot Calls he'd made. They consisted of: A turkey call with a tin scratch base (guaranteed to wake up a dead turkey from across the river); An All wood call with a bamboo Stricker; A call with slate scratch base and a Cherry striker.



**Bill Dorzok—Candle holder made from a piece of Hickory that was in the fire box. This required constant sharpening of tools due to the hardness of the wood.**

## March Show & Tell Pictures by Bob Shaffer



**Phil Wiles—A Bowl with  
HOLES from unknown wood.**

**Linda Moore—Ring/earring holder made  
from Pear and Spalted American Elm.  
Two potpourri containers, the left was  
made from Mulberry and the right is  
Hackberry. Finish on all pieces is Danish  
Oil (3 coats) then carnauba wax.**



## March Show & Tell From Jeff Smith

Jeff joined OWT in 2019, he currently lives in Conway but has kept his member ship with OWT. Jeff sends his Show & Tell via email. We enjoy seeing his beautiful work!



**Jeff Smith— Handcrafted Magenta, Black, & White Segmented Curly Maple Native American Ceremonial Basket Weave Illusion Wooden Bowl 10 inches in diameter by 5 1/2 inches tall.**

This handcrafted bowl has 5,520 small squares. It is a segmented bowl hand turned on a wood lathe to create the basket illusion effect. Squares are cut in the circumference of the bowl and divided from top to bottom by wood burning vertical lines to create the illusion that the surface is of woven basket form. The pattern is colored with Faber-Castell ink pens which are lightfast and of archival quality. A spray on finish is applied to protect the colors and surface of the wood.

## Club News Notifications

### From the Treasurer

#### 03/31/2026 Balance:

Total: \$ 10,654.93

OWT: \$ 7,680.94

VA: \$ 2,973.99

### Meeting Raffle

Please bring wood or other turning items you would like to include in the raffle. Note-you are responsible to take back home anything not taken. Tickets will be: \$1.00 Each or 6/\$5.00 50% of raffle \$ goes to first ticket drawn.

**Phil Wiles Open Shop** Phil will have his shop open to assist OWT Members **Tuesday—Thursday**. Please touch base with him prior to dropping in. Cell 870.421.9342.

### Club Library (Terry Butler)

Need a new project or want to learn a new technique? Come check out the 33 books and 56 videos that are in the OWT Library. Terry will have them available for check out at the monthly meeting. A list of available projects is on the OWT web site.

### Club Member Discounts

The following vendors offer club discounts to our members. At the time of your order, inform them you are a member of Ozark Woodturners; they will verify it with the roster we've provided and allow your discount.

## Member Notices

### BAND SAW BLADES

Custom band saw blades for wood. Pricing is based on length and width.

Contact: Dick Rickon 870-424-4540 leave a message and he will return the call.

### \* Klingspor's Woodworking Shop-

Website: woodworkingshop.com 10% off non power tools.

### \* The Woodwork Shop, Bartlett, TN—

In store only. 10% off non power tools.

**CA Glue & Lacquer (Mary Meyer). Prices are subject to change. The numbers in the parentheses are a price range from multiple online sources.**

<u>OWT Price</u>	<u>Product</u>	<u>On-line Est.</u>
\$12.00	Mohawk Lacquer	(13-18)
\$23.25	EZ Bond CA. 16 oz Large	(28-42)
\$ 5.00	EQ Bond CA 2.5 oz Small	(10-12)
\$ 3.00	Activator Pump	(8-12)
\$ 1.50	Activator Refill	(4-6)
\$14.00	Acation 1.2 oz	
\$ .35	Glue Caps	

### OWT Hats Available

Pick one up at the next meeting for \$15



### Ron Ufkes has the following for sale:

#### **FOREDOM MODEL SR FLEXIBLE SHAFT POWER TOOL.**

Hang-up Style with Owner's Manual  
Includes Type 44T handpiece for rotary grinding and burrs and Type 50 Power chisel handpiece with chisels for carving  
Foot operated speed control  
17 "Kutzall" or "Saburrtooth" Carbide burrs  
Spare inner flex-shaft

Price: \$400.00

Contact: Ron Ufkes

870-321-2719 or [janron234@gmail.com](mailto:janron234@gmail.com)